

REXA
Xpac



D series
Drives

*The Final Step
to Process Control*

Made in the U.S.A.
ISO 9001-2000 Certified

Bulletin XDS4, 7/02

Electraulic™ Actuators & Drives


Manufactured by Koso America

- » 100% modulating duty cycle
- » Deadband is user selectable from 0.05% to 5%
- » Positioning accuracy to 0.15%
- » Input Signal: 4-20 mA analog or pulses
- » Static or dynamic friction has no effect on operation
- » Self-contained, single unit design
- » Microprocessor controlled for reliability and flexibility
- » Discrete operation: Motor only operates when motion is required



REXA Xpac drives feature a self-contained Electraulic™ power module utilizing the patented Flow Match System. This technology allows precise positioning independent of load variation and locks the cylinder in place when no movement is required. Hydraulic flow is generated by an internal positive displacement gear pump driven by a continuous duty motor without limitations on start, stop, or reverse cycles.

Power modules are available in B, C, ¼D, ½D and D sizes. The difference between the sizes is the maximum flow rate of the hydraulic oil and thus the maximum stroking speed for an actuator. Size C and ¼D have three times the capacity of a B; the ½D has six times the capacity of a B; and the D size has twelve times the capacity of a B. Greater speeds can be obtained by using a manifold containing multiple modules or REXA's unique Booster Pump system. This approach to product configuration offers a high degree of commonality and reduces spare parts inventory. The required rotation rate for an application determines the size and quantity of the modules. Regardless of the selected power module, the rated torque remains unchanged for any given cylinder size.



The D series actuator is designed by combining the R series actuator and a drive mounting base. Torques from 600 lb·in to 100000 lb·in are standard. The base is attached to a user-prepared pad by a four bolt pattern. A drive arm is custom designed to meet a particular installation.

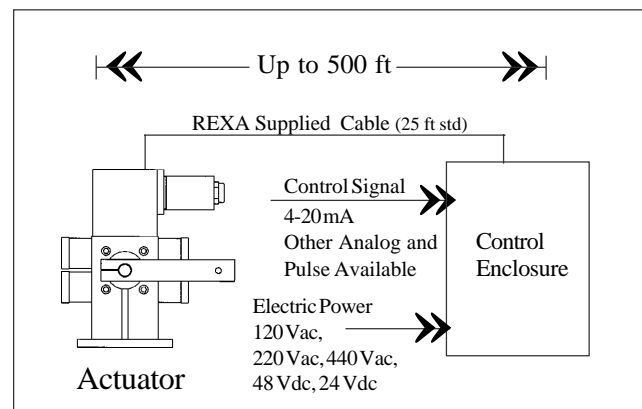
The word Electraulic™ was coined by REXA to describe our revolutionary technology which combines the simplicity of electric operation, the power of hydraulics, the reliability of solid state electronics and the flexibility of user configured control. A hydraulic system has long been recognized as providing superior performance in the operation of final control elements. Unfortunately, advantages such as quick response, precision and high stiffness were often outweighed by frequent maintenance, nonstandard construction and high cost. By utilizing Electraulic technology, REXA is able to bring to general process control the advantages of hydraulic operation without its drawbacks. Self contained actuator mounted hydraulics, no maintenance, low power consumption and rugged building block components are inherent in REXA's proven design.

The foundation of Electraulic technology is the Flow Match System, a patented breakthrough in fluidic circuitry. Motor oil, driven by a continuous duty motor and gear pump, is transferred through the Flow Match Valves (FMV) from one side of a double acting cylinder to the other. Variations in magnitude and direction of the load have no effect upon operation. When position is reached the motor shuts off and the FMVs lock the actuator in place. For the complete story, request the publication *Theory of Operation*.

THE POSITION CONTROL PROCESSOR

MENU CALIBRATION FOR UNEQUALLED CONTROL OF THE DRIVEN DEVICE

The Xpac is operated by a dedicated microprocessor, the Position Control Processor (PCP). Contained within the control enclosure, the PCP has three modes of operation: *Automatic*, *Setup* and *Local*. For modulating operation, the PCP is in the *Automatic* Mode and functions much like a conventional positioner. The control signal and actuator's position (indicated on a 5 digit display) are continually compared to each other. If the difference between these values is greater than the selected deadband, then the motor is rotated in the required direction until the new position is reached. Response to a change in control signal is immediate.



The PCP is calibrated in the *Setup* mode by a simple routine which provides the user complete control over actuator operating parameters. Speed, stroke, deadband and control signal can be configured into the PCP by using a three button keypad and the display. This menu-driven *Setup* eliminates the time consuming and often difficult procedures associated with limit switches and potentiometers. Programmed parameters are retained in a permanent memory. For unusual or difficult applications, more sophisticated control capabilities such as flow characterization and water hammer suppression (two speed) are available. Access to the *Setup* mode can be restricted by a passcode.

Local allows stroking of the Xpac from the keypad on the PCP. The display will indicate actuator position. The current control signal and last encountered error can also be shown.

PERFORMANCE SPECIFICATIONS

Rotation: Any angle up to 90° or 120°

Output: 600 lb-in to 100 000 lb-in (68 N·m–11 300 N·m)
- listing on back page

Greater torque is available with REXA's linear drives.

Rotation Speed: Adjustable at PCP

See back page for Rotation Rates.

Deadband: 0.1% (STD), 0.05% (OPT) Selectable at the PCP between 0.05% and 5.0% of calibrated signal span, 0.5% for D600/D1 200.

Positioning Accuracy (RSS)¹: <0.15% of full rotation

Linearity (BSL)¹: <0.05% of full rotation

Repeatability²: <0.10% of full rotation

Please refer to TM3 - Accuracy

Response (corner frequency):

1.5 Hz for B & C size power modules.

>5 Hz for ¼D, ½D, & D size power modules.

Failure Mode: Selectable by user on loss of signal.

Standard is fail in place on loss of power.

¹Corrected by electronic flow characterization.

²Limited by user selected Deadband.

DRIVE

Type: Self-contained Electrohydraulic drive, rotary motion

Materials of Construction: Anodized aluminum (Electrohydraulic module), anodized aluminum and steel (rack and pinion cylinder), steel or iron (mounting base)

Environmental Rating:

NEMA 4X (STD)

CSA approved CI I, Div 2, Grps B, C & D

CSA approved CI I, Div 1, Grps B, C & D

Ambient Temperature Range: +10 °F (-12 °C) to +200 °F (93 °C), optional to 300 °F (150 °C). Lower temperature operation is possible with insulation and auxiliary heating.

See TM19 - Temperature Guidelines

Motor: Stepping type for B & C size power modules; servo type for ¼D, ½D and D size power module

Oil: Automotive Type, 5W-50

Circuit: Flow Match System - integral gear pump, valving (FMV), manifold and reservoir

Heater: Cartridge type, 150 watts, thermostat controlled

ELECTRONICS

Contents: Position Control Processor (PCP), motor driver, power supply and termination

Environmental Rating:

NEMA 4X - steel (STD), fiberglass, stainless steel

CSA approved CI I, Div 2, Grps B, C & D

CSA approved CI I, Div 1, Grps B, C & D

Ambient Temperature Range¹:

B & C Module: -40 °F (-40 °C) to 140 °F (60 °C)

¼D, ½D & D Module: -40 °F (-40 °C) to 120 °F (49 °C)

Failure Mode: Selectable by user on loss of signal. Standard is fail in place on loss of power.

Control Signal:

Analog: 4-20 mA (STD), others available

Pulse: 24-120 volts, ac or dc

Actuator Controller (PCP):

Contains 3 button keypad and 5 character LED display.

Program stored in socketed EPROM and setup parameters stored in nonvolatile memory.

¹Ambient temperature only. Direct solar heat load must be avoided.

Feedback

Type: Separate housing located on the drive and connected directly to the output shaft.

Environmental Rating: NEMA 4X (STD)

CSA approved CI I, Div 2, Grps B, C & D

CSA approved intrinsically safe (for Div 1 Actuator)

Sensor: Sealed thin film potentiometer (50x10⁶ cycles)

Transmitter: 3 wire, resistance to current (4-20 mA)

POWER REQUIREMENTS

Voltages:

B module: 12 Vdc, 24 Vdc, 48 Vdc, 125 Vdc, 120 Vac (STD), 208 Vac, 220 Vac, 440 Vac

C module: 120 Vac (STD), 208 Vac, 220 Vac, 440 Vac

¼D module: 120 Vac (STD), 208 Vac, 220 Vac, 440 Vac

½D module: 120 Vac (STD), 208 Vac, 220 Vac, 440 Vac

D module: 120 Vac, 208 Vac, 220 Vac (STD), 440 Vac

Consumption (Maximum):

B module: 350 watts

C module: 700 watts

¼D module: 700 watts

½D module: 1 200 watts

D module: 2 000 watts

Please refer to TM2 - Power Consumption

OPTIONS

Position Transmitter: Provides 4 to 20 mA output proportional to position. Includes alarm indication.

Please refer to PM12 - Position Transmitter

Booster Pump: High speed operation in either direction.

Works in conjunction with a standard power module.

Please refer to PM23 - Booster Pump Configuration

Enhanced Software:

0.05% Deadband - increases the standard resolution.

Minimum Control Point - limits actuator operation in the potentially damaging zone near a valve seat.

Two Speed - Reduces actuator speed.

Flow Characterization - 11 point, 10 line segments.

Please refer to PM18 - Advanced Control Options

Auxiliary Control:

External - NEMA 4 switches and a window are installed on the cover of the control enclosure.

Remote - A manual control station may be located remotely.

Please refer to PM17 - Auxiliary Control

Limit Switches:

Electrical - Two relays, SPDT, switched by the PCP. Includes alarm indication

Mechanical - Yoke mounted, 2 or 4, SPDT

Please refer to PM13 - Limit Switches

Manual Override (uses the normal hydraulic circuit):

Handwheel/Drill Drive - declutchable, attached to the outboard end of the motor.

Geared (5:1) Hand Crank - installs in place of the motor on a separate C module.

Please refer to PM15 - Manual Override

Surge or Trip Control: High speed operation in one direction to limit the effects of upset conditions.

Please refer to PM20 - Surge Control

Electrical Transient: The electronics and power supplies can be isolated to resist electrical damage. Highly recommended on remote installations.

REXA is continually improving the design of its products.
As such, specifications are subject to change.

Mechanical

Hydraulic

Control Enclosure

REXA is continually improving its products. Therefore, specifications are subject to change.

REXA

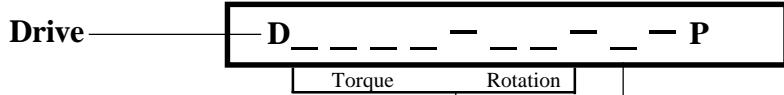
Xpac

Model Numbering System

D Series Drive

The model number provides a physical description of the mechanical portion of the actuator. The output torque, power modules and failure mode are described in this simple system. The rotation rate specifies the maximum speed of operation for a particular actuator and power module combination.

Model Number



Example: D20000-90-D-P
 A D series Xpac drive with 20 000 lb-in of torque and D size power module. Any rotation is adjustable up to 90 degrees. Rotation rate is 8 seconds.

Torque (lb-in)	Rotation (degrees)
600	– 90°, 120°
1200	– 90°, 120°
2500	– 90°, 120°
5000	– 90°, 120°
10000	– 90°, 120°
20000	– 90°, 120°
50000	– 90°, 120°
100000	– 90°, 120°

- Power Modules**
- B: Single B
 - C: Single C
 - ¼D: Single ¼D
 - ½D: Single ½D
 - D: Single D
 - 2D: Two D Manifold
 - 2C: Two C Manifold
 - ½D,P9: Booster Pump
 - D,P40: Booster Pump

Thrust lb·in (N·m)	RotationRate (seconds per 90° rotation)						
	Power Module						
	B	C/¼D	½D/2C	D	2D	½D,P9 ²	D,P40 ²
600 (68 N·m)	3.25	1.1	NA	NA	NA	NA	NA
1 200 (136 N·m)	6.5	2.2	1.1	NA	NA	NA	NA
2 500 (282 N·m)	13	4.5	2.25	1.1	.55	NA	NA
5 000 (565 N·m)	26	9	4.5	2.25	1.1	NA	NA
10 000 (1 130 N·m)	50	17	8.5	4	2	1	NA
20 000 (2 260 N·m)	100	34	17	8	4	2	NA
50 000 (5 650 N·m)	NA	85	43	22	11	4.5	1
100 000 (11 300 N·m)	NA	NA	85	43	22	8.5	2

In most installations, these speeds may be reduced by a factor of four without affecting the rated output.
² ½D,P9 and D,P40. Booster pumps provide high speed operation, while maintaining our fine positioning capability.
 Please refer to PM23 - Booster Pumps

Your Local Sales Representative is:

For More Information Contact:
Koso America, Inc.
 4 Manley Street
 West Bridgewater, MA 02379
 508-584-1199
 Fax 508-584-2525